

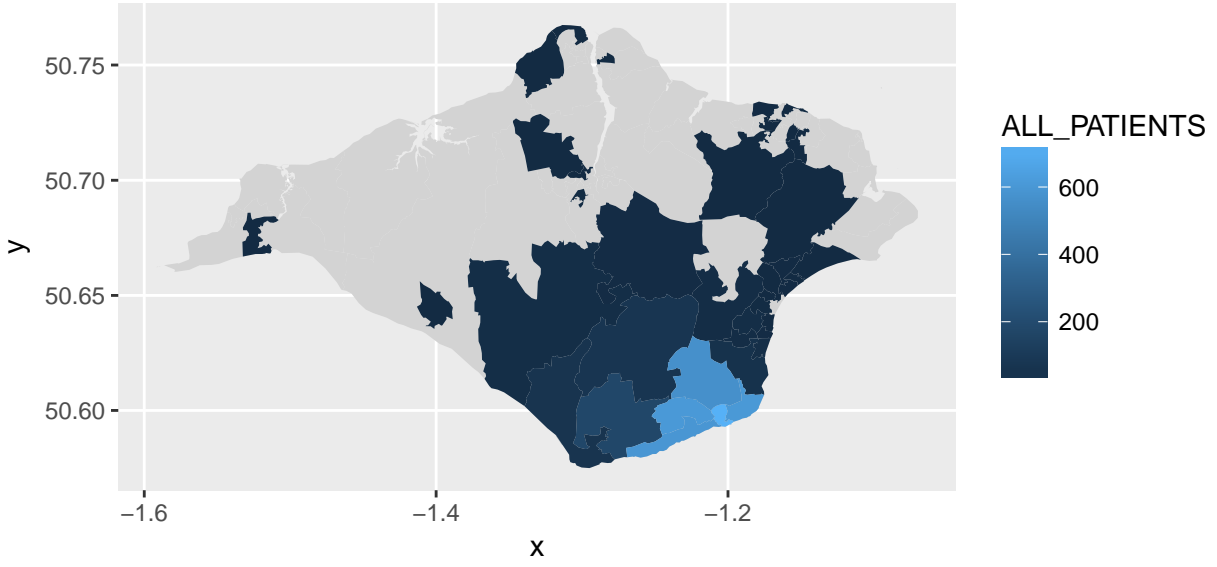
GP Catchment Areas - GROVE HOUSE SURGERY (J84018)

Showing the number patients registered to a specified GP practice by the LSOA of their home address.

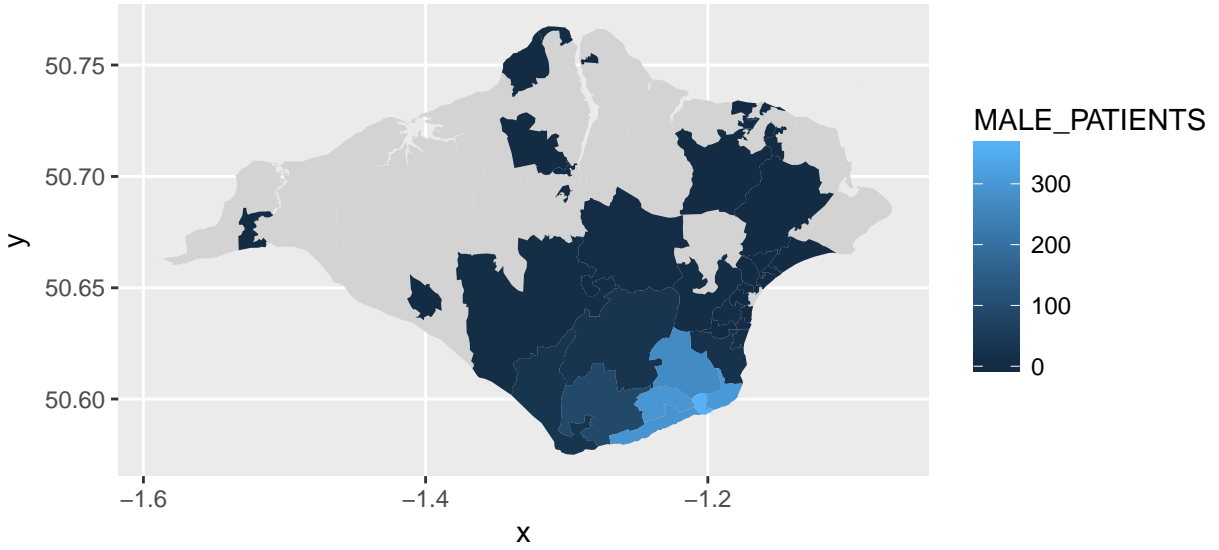
Table 1: GROVE HOUSE SURGERY (J84018)

LSOA_CODE	MALE_PATIENTS	FEMALE_PATIENTS	ALL_PATIENTS
E01017363	363	366	729
E01017366	296	314	610
E01017364	304	304	608
E01017365	291	305	596
E01017370	268	297	565
E01017298	87	84	171
E01017369	28	36	64
E01017299	30	26	56
E01017359	23	20	43
E01017360	11	12	23
E01017297	8	11	19
E01017358	10	9	19
E01017324	8	6	14
E01017355	3	11	14
E01017356	4	5	9
E01017296	4	4	8
E01017320	3	3	6
E01017322	2	4	6
E01017338	2	2	4
E01017349	1	3	4
E01017350	1	3	4
E01017283	1	1	2
E01017289	1	1	2
E01017318	1	1	2
E01017342	1	1	2
E01017345	0	2	2
E01017347	1	1	2
E01017291	0	1	1
E01017300	1	0	1
E01017308	0	1	1
E01017312	0	1	1
E01017316	1	0	1
E01017317	0	1	1
E01017325	1	0	1
E01017333	1	0	1
E01017336	1	0	1
E01017343	1	0	1
E01017348	1	0	1
E01017357	1	0	1
NO2011	0	1	1

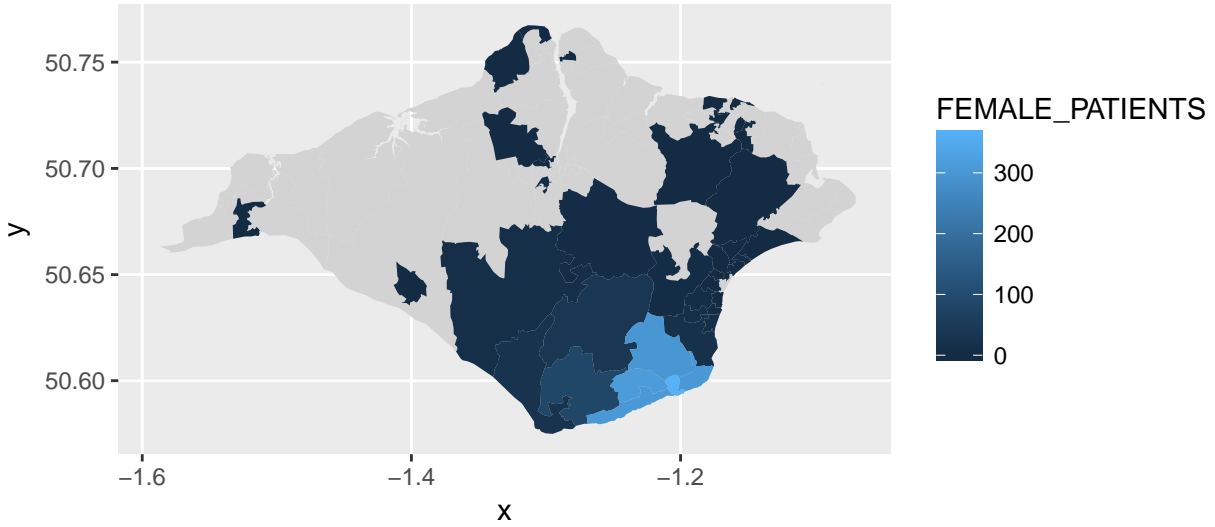
GROVE HOUSE SURGERY (J84018): ALL_PATIENTS



GROVE HOUSE SURGERY (J84018): MALE_PATIENTS



GROVE HOUSE SURGERY (J84018): FEMALE_PATIENTS



Automatically generated: Thu Feb 23 17:37:11 2017

The data can be found on the NHS Digital website: Numbers of Patients Registered at a GP Practice [CSV data]. *h/t Carl Baker, HoC Library.*