

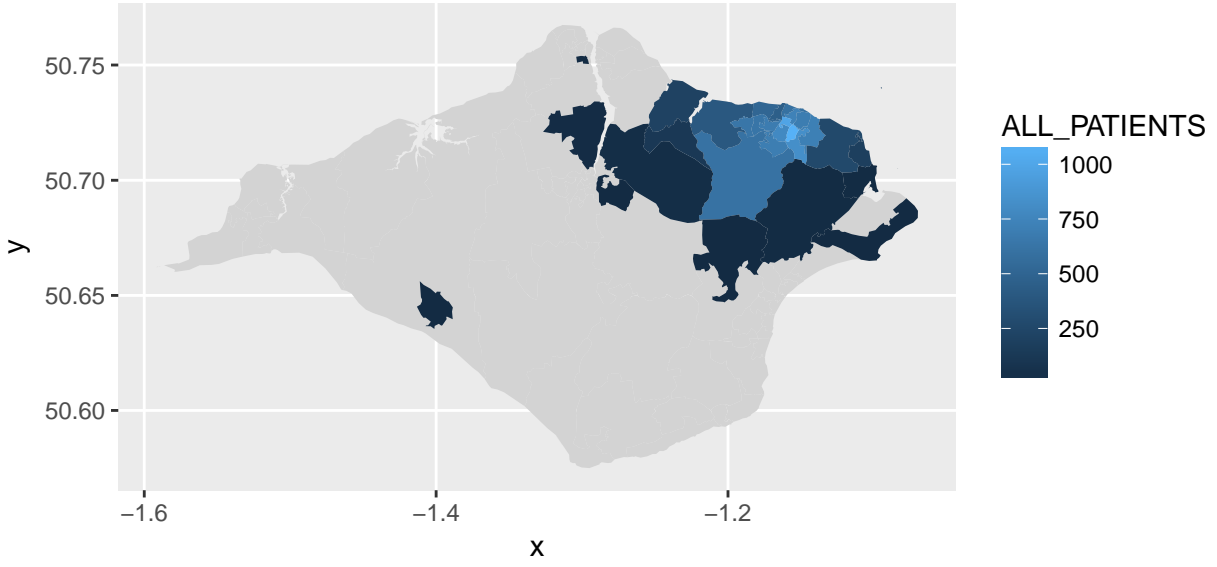
## GP Catchment Areas - TOWER HOUSE SURGERY (J84012)

Showing the number patients registered to a specified GP practice by the LSOA of their home address.

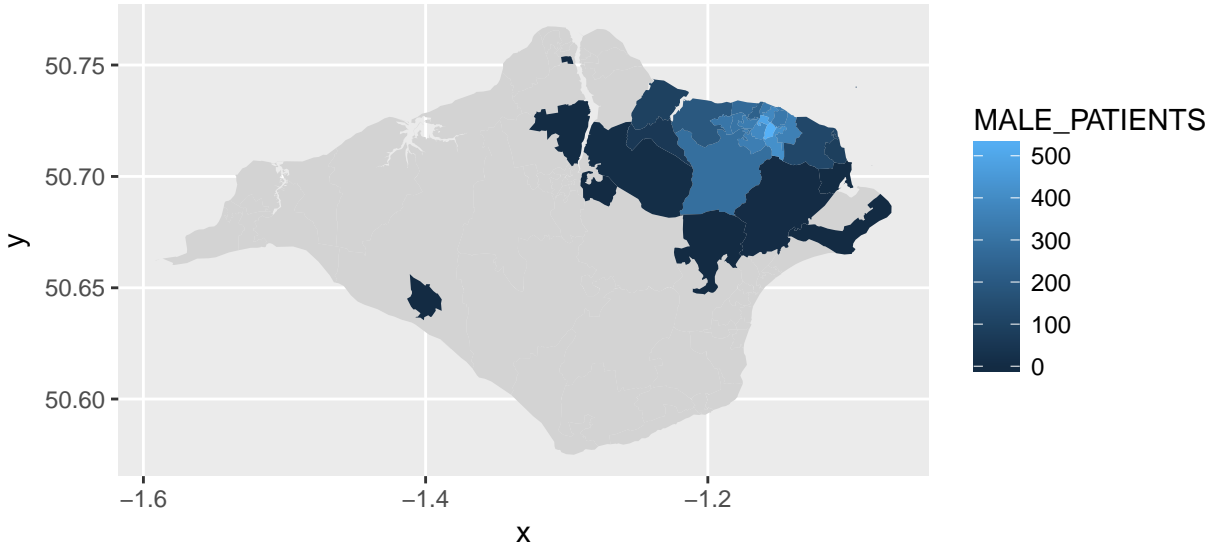
Table 1: TOWER HOUSE SURGERY (J84012)

LSOA_CODE	MALE_PATIENTS	FEMALE_PATIENTS	ALL_PATIENTS
E01017345	534	541	1075
E01017340	487	494	981
E01017343	411	409	820
E01017339	388	391	779
E01017335	382	341	723
E01017344	351	355	706
E01017282	345	348	693
E01017346	323	361	684
E01017342	340	340	680
E01017287	313	319	632
E01017341	306	321	627
E01017283	285	319	604
E01017336	324	268	592
E01017338	266	241	507
E01017337	229	221	450
E01017286	193	200	393
E01017351	123	139	262
E01017367	96	108	204
E01017352	87	92	179
E01017368	60	61	121
E01017310	13	14	27
E01017334	3	10	13
E01017289	6	4	10
E01017288	3	6	9
E01017323	1	1	2
E01017285	1	0	1
E01017291	1	0	1
E01017306	0	1	1
E01017331	0	1	1
NO2011	1	0	1

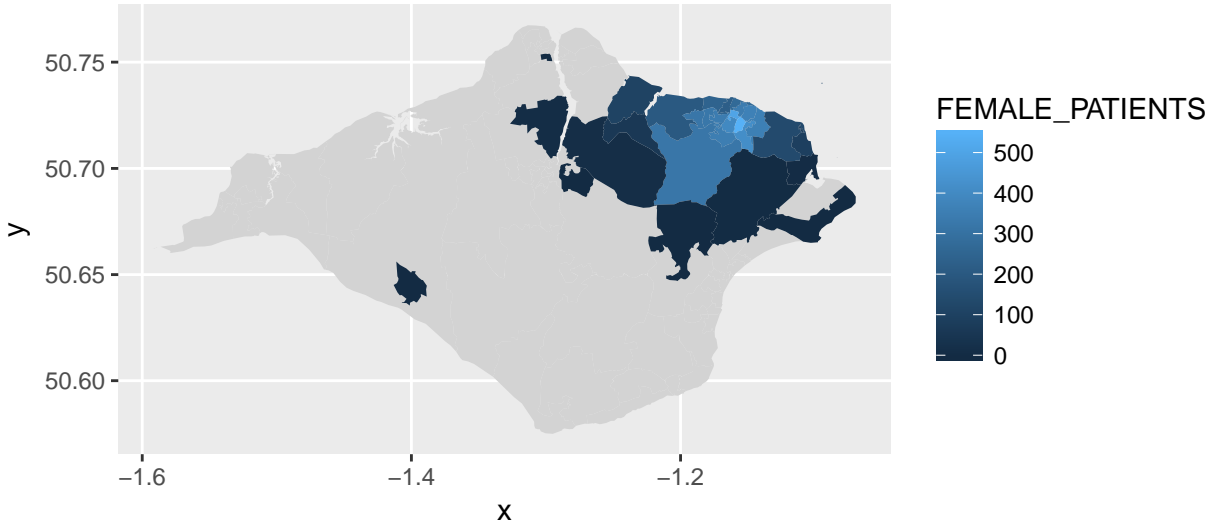
# TOWER HOUSE SURGERY (J84012): ALL\_PATIENTS



### TOWER HOUSE SURGERY (J84012): MALE\_PATIENTS



### TOWER HOUSE SURGERY (J84012): FEMALE\_PATIENTS



*Automatically generated: Thu Feb 23 17:36:07 2017*

The data can be found on the NHS Digital website: Numbers of Patients Registered at a GP Practice [CSV data]. *h/t Carl Baker, HoC Library.*